







SWIVELS COMPARISON CHART

	 TAIMI	 A	 B	 C	 D	 E
Max Operating Pressure-Size 16 (PSI)	6250	5000	3000/5000	4000/5000	3000/5000	3000
Wear Resistance	Best	Fair	Fair	Poor	Poor	Poor
Side Load Resistance	Best	Fair	Fair	Poor	Poor	Poor
Dismantling / Pulling Apart Resistance	Best	Fair	Poor	Poor	Poor	Poor
Possible Heavy Oil Spill Caused by Failure	No	No	Yes	Yes	Yes	Yes
Resistance to Leakage	Best	Fair	Fair	Poor	Poor	Poor
Quick, Cheap and Easy Maintenance	Yes	Average	Average	No	No	No
Good performance from -40 °C to 50 °C	Best	Fair	Poor	Poor	Poor	Poor
Body Size	Medium	Compact	Large	Compact	Compact	Compact
Size of Tools Required to Service	Small	Small	Large	Medium	Medium	Medium
Protections against Outside Contamination	Best	Average	Poor	Average	Average	Average
Seal Protection against Pressure Peaks	High	Poor	Poor	Poor	Poor	Poor
Outside Lock Screw that Can Be Damaged	No	No	Yes	Yes	Yes	Yes
Spare Parts Availability	Yes	No	No	No	No	No
Durability	Best	Good	Good	Poor	Poor	Poor
Available in 90 degrees	Yes	No	Yes	Yes	Yes	Yes
Available Sizes	up to 32	up to 20	up to 16	up to 32	Up to 32	Up to 32